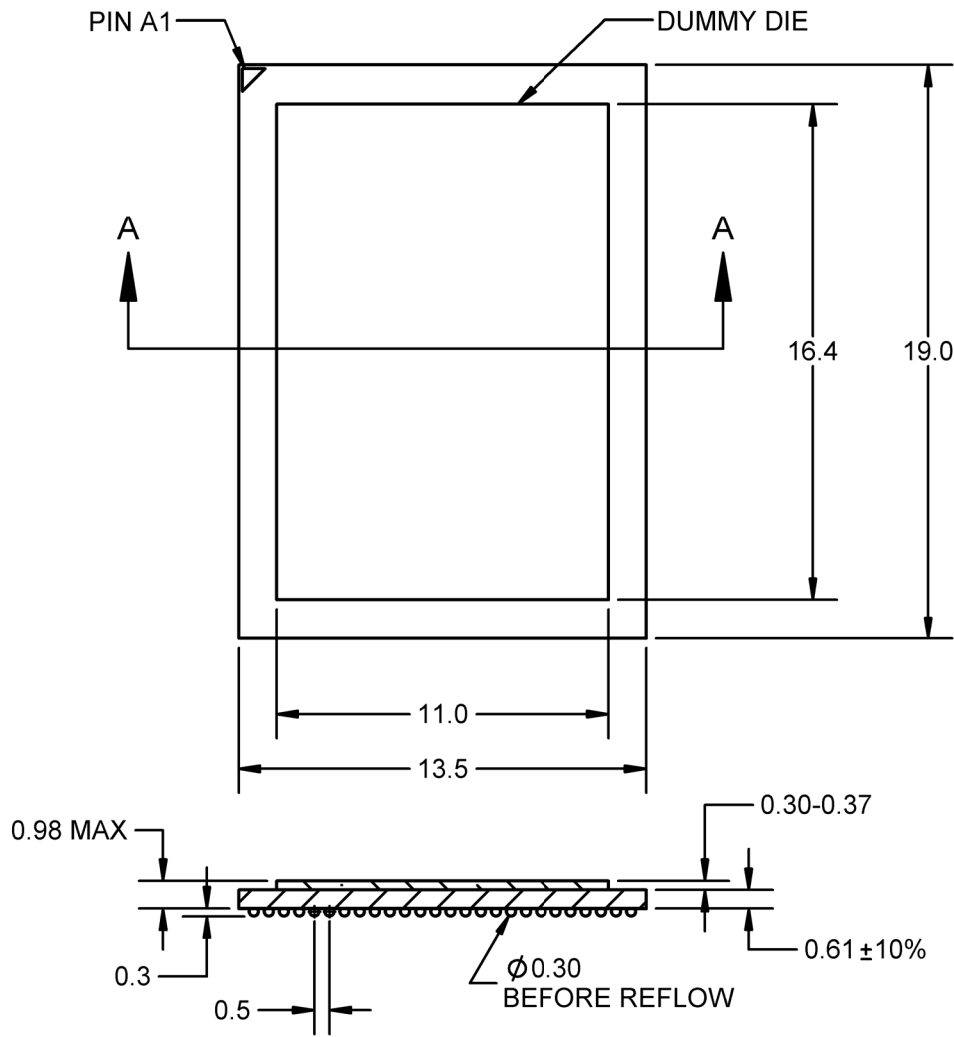


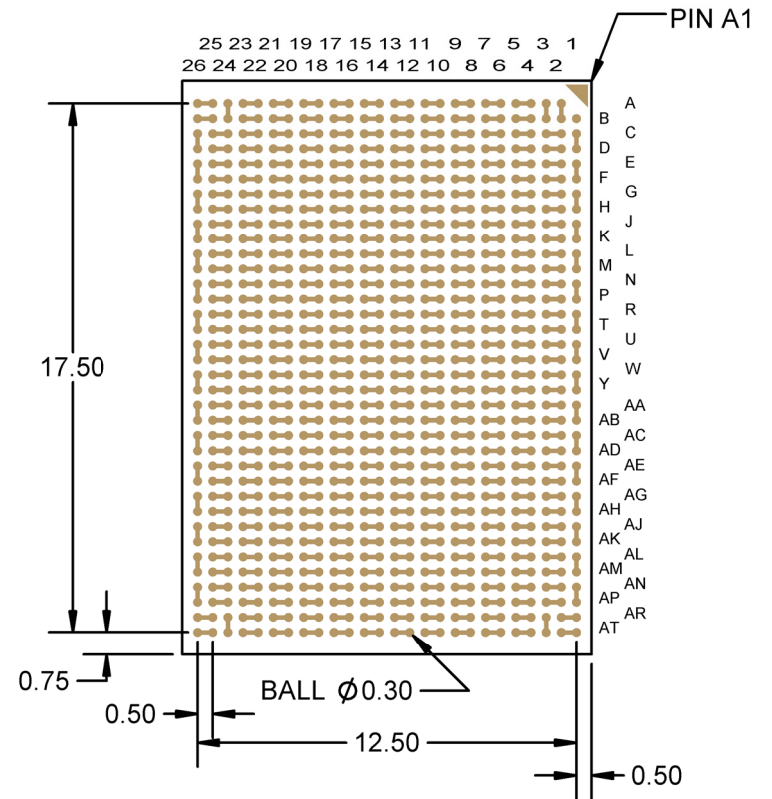
### TOP VIEW



### SECTION A-A

BALL ARRAY 36 x 26

### BALL VIEW



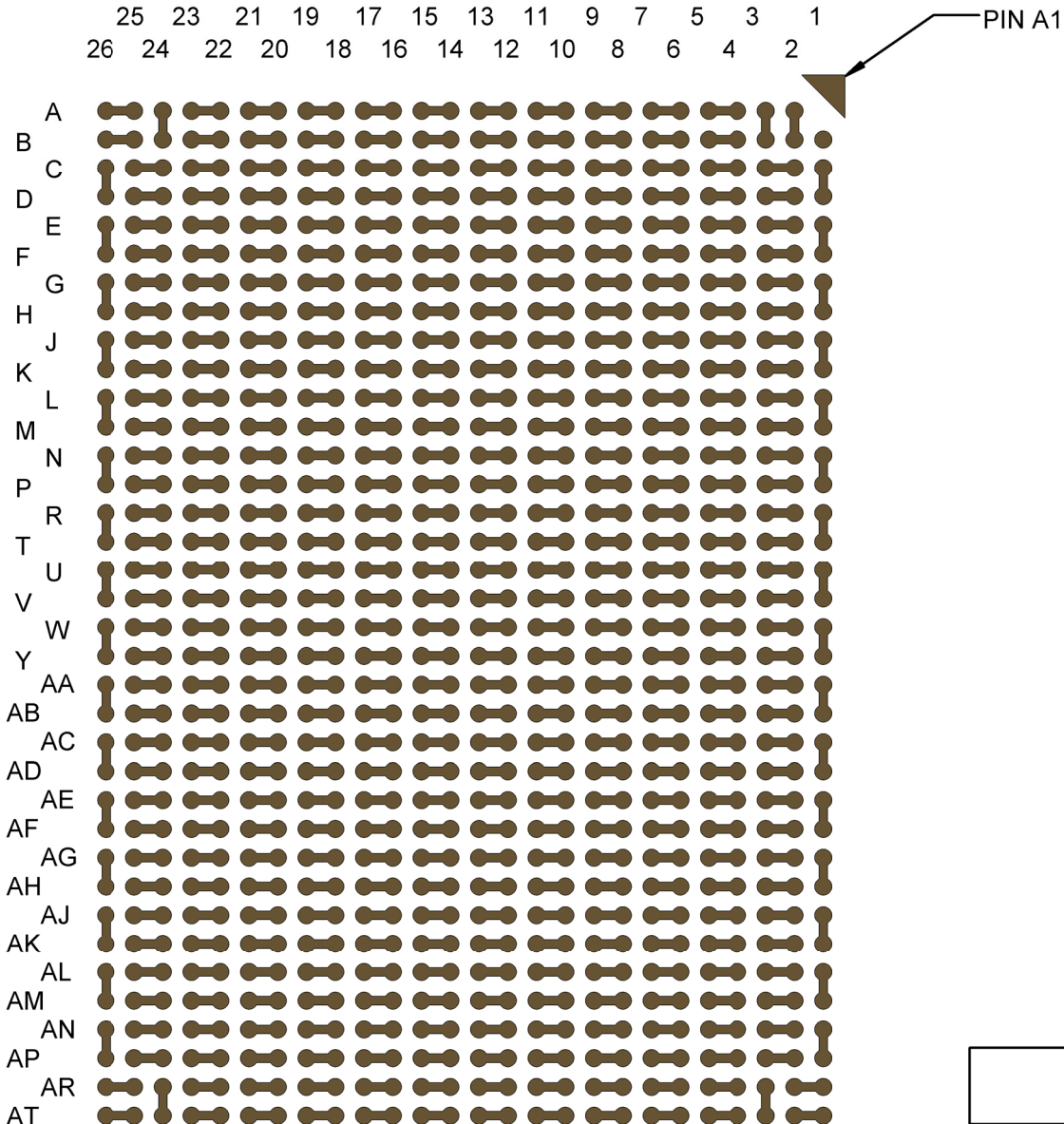
Notes: (Unless Otherwise Specified).

- 1) ALL DIMENSIONS ARE IN MM.
- 2) SOLDER BALL ALLOY: Sn96.5 Ag 3.0 Cu0.5
- 3) BALL DIAMETER (BEFORE REFLOW): 0.30mm (12 MIL).
- 4) SOLDER MASK DEFINED PAD OPENING: 0.28mm (11 MIL).
- 5) PAD Cu DIAMETER: 0.40mm (15.7 MIL).
- 6) SUBSTRATE MATERIAL: SEE BUILD UP DETAIL.
- 7) DUMMY DIE 11mm X 16.4mm. THICKNESS 0.30mm
- 8) DAISY CHAIN PATTERN (SEE PAGE 2).
- 9) SURFACE TREATMENT OSP OVER COPPER
- 10) MSL-3 RECOMMENDED BAKING 24 HOURS @ 125 °C TO REMOVE MOISTURE PRIOR SOLDERING TO PC BOARD.

PART NUMBER TABLE				
PART NUMBER	BALL ALLOY	BALL ALLOY	RoHS	Si DIE
LBGA935T.5C-DC935D	Sn96.5/Ag3.0/Cu0.5	SAC305	YES	YES

APPROVALS	DATE	<b>TopLine</b> TITLE LBGA935T.5C-DC935D DAISY CHAIN DUMMY			
DRAWN T. Au	5/17/2018				
ENG M. Hart	5/17/2018	SCALE	SIZE	DRAWING NO.	REV
MFG		2:1	A	559350	A
QA		DO NOT SCALE DRAWING			SHEET 1 OF 9
CUST					
REVISED					


# BALL VIEW



NOTE: BGA DAISY CHAIN THROUGH MICROVIA L7~L8

<b>TopLine</b>			
TITLE		LPGA935T.5C-DC935D DAISY CHAIN DUMMY	
SCALE	SIZE	DRAWING NO.	REV
3:1	A	559350	A
DO NOT SCALE DRAWING			SHEET 2 OF 9

# BOTTOM SIDE (TOP X-RAY VIEW)




**NOTE: BGA DAISY CHAIN THROUGH MICROVIA L7~L8**

<b>TopLine®</b>			
TITLE		LBGA935T.5C-DC935D DAISY CHAIN DUMMY	
SCALE	SIZE	DRAWING NO.	REV
3:1	A	559350	A
DO NOT SCALE DRAWING			SHEET 3 OF 9

# BOTTOM SOLDER MASK (RIGHT READING)

25 23 21 19 17 15 13 11 9 7 5 3 1  
26 24 22 20 18 16 14 12 10 8 6 4 2

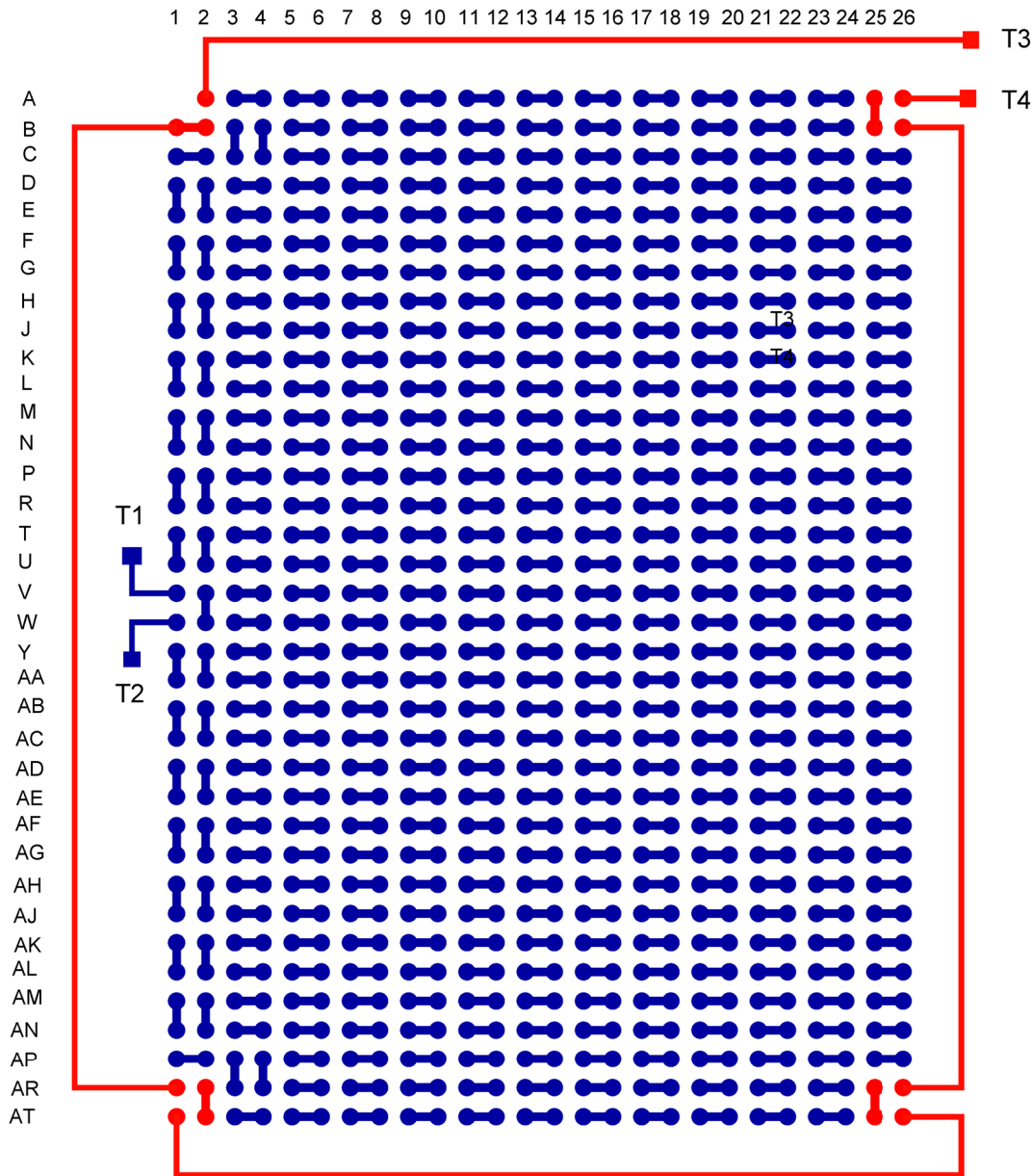


- NOTES:
1. DIMENSIONS ARE IN mm.
  2. SOLDER MASK OPENING 0.28mm
  3. SOLDER MASK DEFINED PADS.
  4. PAD ARRAY 36x26

**TopLine**

TITLE			
LBGA935T.5C-DC935D DAISY CHAIN DUMMY			
SCALE	SIZE	DRAWING NO.	REV
3:1	A	559350	A
DO NOT SCALE DRAWING			SHEET 4 OF 9

# TEST VEHICLE BOARD

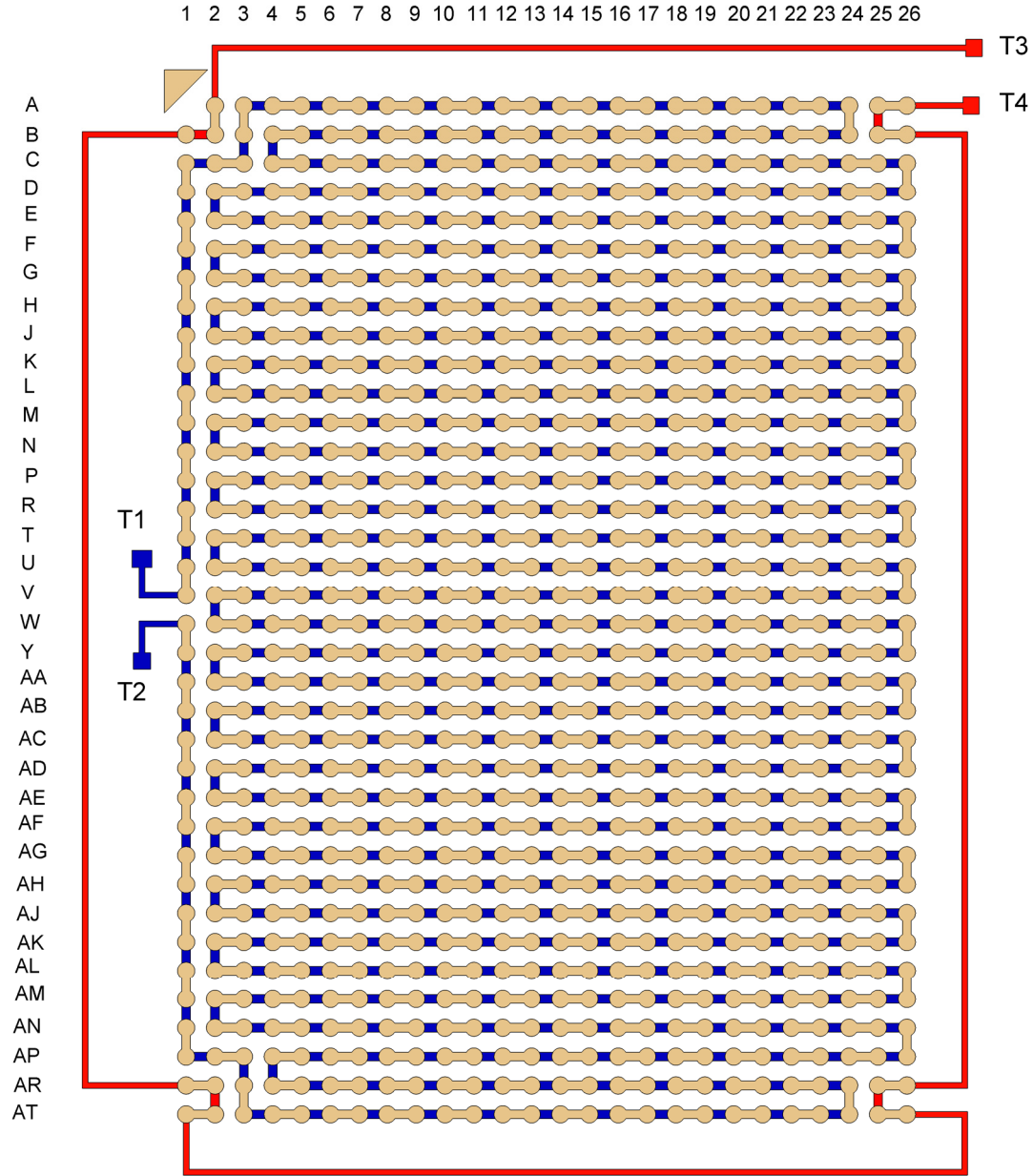


**Notes:**

- 1) PCB BOARD DIMENSIONS ARE PRESENTED ONLY AS A GUIDELINE. DESIGNERS SHOULD USE THEIR OWN EXPERIENCE WHEN DESIGNING PCB.
- 2) PCB Cu BALL PAD DIAMETER 0.30mm [12 MIL].
- 3) PCB DAISY CHAIN TRACING LINE WIDTH 0.15mm [6 MIL].
- 4) NSMD (NON-SOLDER MASK DEFINED PAD) 0.40mm [15.7 MIL].


<b>TopLine®</b>			
TITLE		LBGA935T.5C-DC935D DAISY CHAIN DUMMY	
SCALE	SIZE	DRAWING NO.	REV
3:1	A	559350	A
DO NOT SCALE DRAWING			SHEET 5 OF 9

# AFTER MOUNTING




<b>TopLine<sup>®</sup></b>			
TITLE		LBGA935T.5C-DC935D DAISY CHAIN DUMMY	
SCALE	SIZE	DRAWING NO.	REV
3:2	A	559350	A
DO NOT SCALE DRAWING			SHEET 6 OF 9

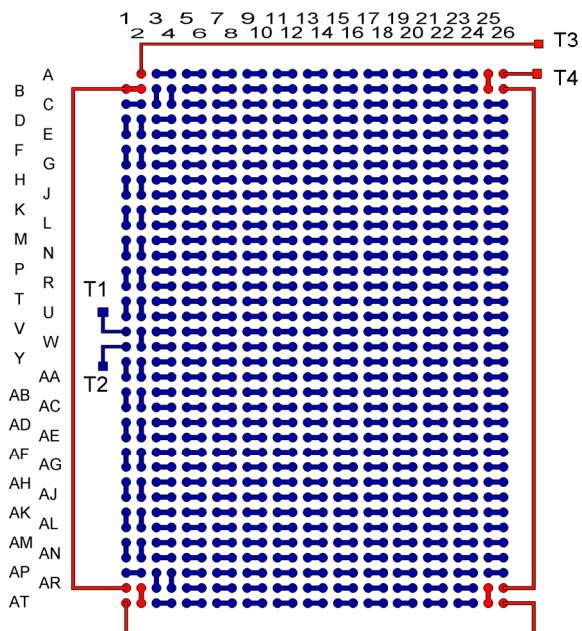
### BALL VIEW



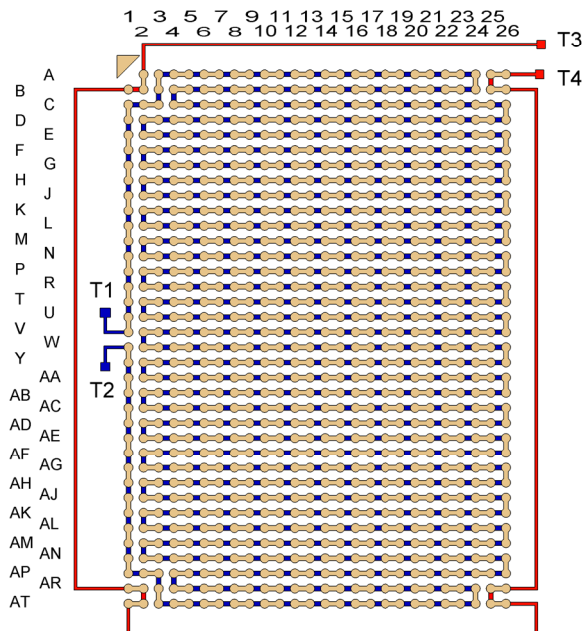
### BOTTOM SIDE (TOP X-RAY VIEW)



### TEST VEHICLE BOARD



### AFTER MOUNT



**Notes:**


- 1) PCB BOARD DIMENSIONS ARE PRESENTED ONLY AS A GUIDELINE. DESIGNERS SHOULD USE THEIR OWN EXPERIENCE WHEN DESIGNING PCB.
- 2) PCB Cu BALL PAD DIAMETER 0.30mm [12 MIL].
- 3) PCB DAISY CHAIN TRACING LINE WIDTH 0.15mm [6 MIL].
- 4) NSMD (NON-SOLDER MASK DEFINED PAD) 0.40mm [15.7 MIL].




TITLE			
LBGA935T.5C-DC935D DAISY CHAIN DUMMY			
SCALE	SIZE	DRAWING NO.	REV
3:2	A	559350	A
DO NOT SCALE DRAWING			SHEET 7 OF 9

**MODEL**

**TOP VIEW**



**BALL VIEW**



**TopLine®**

TITLE LBGA935T.5C-DC935D  
DAISY CHAIN DUMMY

SCALE 2:1	SIZE A	DRAWING NO. 559350	REV A
--------------	-----------	-----------------------	----------

DO NOT SCALE DRAWING

SHEET 8 OF 9